

# DATA LUX.AC

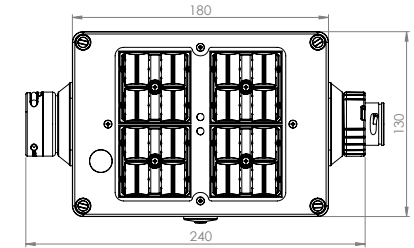
## AC TRONICS: DCEM EMERGENCY LIGHTING UNIT

- The DCEM AC TRONIC is a decentralized emergency lighting fixture.
- The DCEM TRONIC has a built-in battery that allows it to illuminate the room for 2 hours in the event of a power failure.
- The DCEM TRONIC switches on when the AC mains voltage is lost.
- When a DCEM emergency lighting TRONIC is used in the light line, you must connect it to a constant mains voltage by means of the PLUC.IN 0ECA or 0E0A.
- This TRONIC has 4 different lens options for both aisles and open spaces.



### Features

Input voltage	230 Vac, 50 Hz
Input power	14 Watt
Dimensions (lxwxh)	0,18 x 0,13 x 0,10 m
Autonomy	2 hour
Charge cycle	24 hour
IP class	IP65
Weight	880 g
Temperature range	+5 °C ~ +50 °C
Automatic test function	Yes
Luminous flux	1100 lm
R <sub>a</sub>	>70
Color temperature	5000K



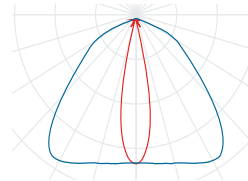
### Replacement battery for DCEM AC

**article no.: LUM-DL001Q-DCEM-BAT3**

Battery type	LiFePO <sub>4</sub>
Capacity	1600 mAh
Voltage	12,8 V
Number of cells	4

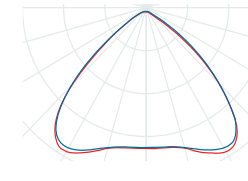
#### Narrow beam

art no.: LUM-DL02AC-DCEM-06NB-C



#### Wide beam

art no.: LUM-DL02AC-DCEM-06WB-C



#### Ultra Wide beam

art no.: LUM-DL02AC-DCEM-06UW-C

